

envidor[®] 2 sc
Miticide

Net Contents:
1 Gallon

GROUP 23 ACARICIDE

For use on avocado, black sapote, canistel, citrus, grapes, hop, mango, mamey sapote, papaya, pome fruit, sapodilla, star apple, stone fruit, tree nuts, and Christmas tree plantations.

ACTIVE INGREDIENT: Spirodiclofen:
 3-(2,4-dichlorophenyl)-2-oxo-1-oxaspiro
 [4.5]dec-3-en-4-yl 2,2-dimethylbutanoate **22.3%**
OTHER INGREDIENTS: **77.7%**

ENVIDOR contains 2 pounds of TOTAL: 100.0%
Spirodiclofen per US gallon, or 240 grams per liter.

EPA Reg. No. 264-831

STOP - Read the label before use
KEEP OUT OF REACH OF CHILDREN
CAUTION

Si usted no entiende la etiqueta, busque a alguien para que se la explique a usted en detalle.
 (If you do not understand the label, find someone to explain it to you in detail.)

FOR ADDITIONAL PRECAUTIONARY STATEMENTS:
 See Inside Booklet.

For MEDICAL And TRANSPORTATION Emergencies ONLY
 Call 24 Hours A Day 1-800-334-7577
 For **PRODUCT USE** Information Call
 1-866-99BAYER (1-866-992-2937)

130129G 02/13
 US03847571G

Produced for:
 Bayer CropScience LP
 P.O. Box 12014, 2 T.W. Alexander Drive
 Research Triangle Park, North Carolina 27709
 ENVIDOR is a registered trademark of Bayer.
 ©2013 Bayer CropScience
 Product of Germany



FIRST AID

IF SWALLOWED:	<ul style="list-style-type: none">• Call a poison control center or doctor immediately for treatment advice.• Have person sip a glass of water if able to swallow.• Do not induce vomiting unless told to do so by a poison control center or doctor.• Do not give anything by mouth to an unconscious person.
IF ON SKIN OR CLOTHING:	<ul style="list-style-type: none">• Take off contaminated clothing.• Rinse skin immediately with plenty of water for 15 to 20 minutes.• Call a poison control center or doctor for treatment advice.
In case of emergency call toll free the Bayer CropScience Emergency Response Telephone No. 1-800-334-7577. Have the product container or label with you when calling a poison control center or doctor, or going for treatment.	
Note To Physician: No specific antidote is available. Treat patient symptomatically.	

PRECAUTIONARY STATEMENTS

HAZARDS TO HUMANS AND DOMESTIC ANIMALS CAUTION

Harmful if swallowed or absorbed through skin. Do not get in eyes, on skin or on clothing. Prolonged or frequent repeated skin contact may cause allergic reactions in some individuals. To reduce exposure, wash hands thoroughly with soap and water after handling and before eating, drinking, chewing gum, using tobacco, or using the toilet. Removing and washing contaminated clothing before reuse may reduce exposure.

PERSONAL PROTECTIVE EQUIPMENT

Mixers, Loaders, Applicators and other handlers must wear:

- Long-sleeved shirt and long pants
- Waterproof gloves
- Shoes plus socks

Follow manufacturer's instructions for cleaning/maintaining PPE. If no such instructions for washables, use detergent and hot water. Keep and wash PPE separately from other laundry.

ENGINEERING CONTROLS STATEMENT

When handlers use closed systems, or enclosed cabs in a manner that meets the requirements listed in the Worker Protection Standard (WPS) for agricultural pesticides [40 CFR 170.240 (d)(4-6)], the handler PPE requirements may be reduced or modified as specified in the WPS.



4.5"

User Safety Recommendations

Users should:

- Wash hands before eating, drinking, chewing gum, using tobacco or using the toilet.
- Remove clothing immediately if pesticide gets inside. Then wash thoroughly and put on clean clothing.
- Remove Personal Protective Equipment immediately after handling this product.
- Wash the outside of gloves before removing.
- As soon as possible, wash thoroughly and change into clean clothing.

ENVIRONMENTAL HAZARDS

This pesticide is toxic to fish and aquatic invertebrates. Avoid contamination of surface water through spray drift. Do not contaminate water when disposing of equipment wash water or rinsate. Do not apply directly to water, or to areas where surface water is present, or to intertidal areas below the mean high water mark.

This product is toxic to honeybee larvae through direct contamination of pollen and nectar. Do not apply to blooming, pollen-shedding, or nectar-producing parts of plants if bees forage on the plants.

SURFACE WATER ADVISORY AND RUNOFF MANAGEMENT

This product may contaminate water through runoff or drift of spray in wind. Poorly draining soils and soils with shallow water tables are more prone to produce runoff that contains this product. A level well maintained vegetative buffer strip between areas to which this product is applied and surface water features such as ponds, streams, and springs will reduce the potential for contamination of water from rainfall runoff. Runoff of this product will be reduced by avoiding applications when rainfall is forecasted to occur within 48 hours.

OBSERVE THE FOLLOWING PRECAUTIONS WHEN MIXING AND APPLYING IN THE VICINITY OF AQUATIC AREAS SUCH AS LAKES; RESERVOIRS; RIVERS; PERMANENT STREAMS, MARSHES OR NATURAL PONDS; ESTUARIES AND COMMERCIAL FISH FARM PONDS.

SPRAY DRIFT MANAGEMENT

The interaction of many equipment and weather related factors determine the potential for spray drift. The applicator is responsible for considering all of these factors when making application decisions. Avoiding spray drift is the responsibility of the applicator.

For Aerial Applications

The spray boom should be mounted on the aircraft so as to minimize drift caused by wing tip vortices. The minimum practical boom length should be used, and must not exceed 75% of the wingspan or rotor diameter.

Importance of Droplet Size

An important factor influencing drift is droplet size. Small droplets (<150 – 200 microns) drift to a greater extent than large droplets. Within typical equipment specifications, application should be made to deliver the largest droplet spectrum that provides sufficient control and coverage. Formation of very small droplets may be minimized by appropriate nozzle selection, by orienting nozzles away from the air stream as much as possible and by avoiding excessive spray boom pressure. Spray should be released at the lowest possible height consistent with good pest control and flight safety.

5.0"



Wind Speed Restrictions

Drift potential increases at wind speeds of less than 3 mph (due to inversion potential) or more than 10 mph. However, many factors, including droplet size, canopy and equipment specifications determine drift potential at any given wind speed. Do not apply when winds are greater than 15 mph and avoid gusty and windless conditions. Risk of exposure to sensitive aquatic areas can be reduced by avoiding application when wind direction is toward the aquatic area.

Restrictions During Temperature Inversions

Do not make aerial or ground applications during temperature inversions. Drift potential is high during temperature inversions. Temperature inversions restrict vertical air mixing, which causes small-suspended droplets to remain close to the ground and move laterally in a concentrated cloud. Temperature inversions are characterized by increasing temperature with altitude and are common on nights with limited cloud cover and light to no wind. They begin to form as the sun sets and often continue into the morning. Their presence can be indicated by ground fog; however, if fog is not present, inversions can also be identified by the movement of smoke from a ground source. Smoke that layers and moves laterally in a concentrated cloud (under low wind conditions) indicates an inversions, while smoke that moves upward and rapidly dissipates indicates good vertical mixing.

ENDANGERED SPECIES ADVISORY

The use of any pesticide in a manner that may kill or otherwise harm endangered species or adversely modify their habitat is a violation of Federal law.

RESISTANCE MANAGEMENT

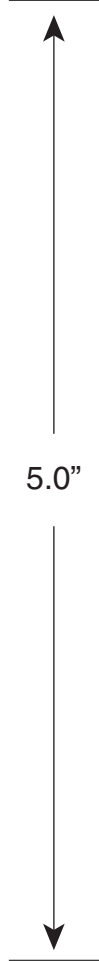
ENVIDOR® 2 SC MITICIDE contains an active ingredient with a mode of action - lipid biosynthesis inhibitor (LBI), classified as a Group 23 product. Studies to determine cross-resistance of Group 23 products with other chemical classes have demonstrated no cross-resistance. Bayer CropScience strongly encourages that ENVIDOR 2 SC MITICIDE, applied alone or in tankmix combination with another Group 23 product, be applied in a block rotation or windowed approach with products from other chemical classes having a different mode of action before using additional applications of other Group 23 products against the same target pest. Using a block rotation or windowed approach, along with other IPM practices, is considered an effective use strategy for preventing or delaying a pest's ability to develop resistance to a given class of chemistry.

Contact your local extension specialist, certified crop advisor, and/or Bayer CropScience representative for additional resistance management or IPM recommendations. Also, for more information on Insect Resistance Management (IRM), visit the Insecticide Resistance Action Committee (IRAC) on the web at <http://irac-online.org>.

DIRECTIONS FOR USE

It is a violation of Federal law to use this product in a manner inconsistent with its labeling.

Do not apply this product in a way that will contact workers or other persons, either directly or through drift. Only protected handlers may be in the area during application. For any requirements specific to your State or Tribe, consult the agency responsible for pesticide regulation.



4.5"

AGRICULTURAL USE REQUIREMENTS

Use this product only in accordance with its labeling and with the Worker Protection Standard, 40 CFR part 170. This Standard contains requirements for the protection of agricultural workers on farms, forests, nurseries, and greenhouses, and handlers of agricultural pesticides. It contains requirements for training, decontamination, notification, and emergency assistance. It also contains specific instructions and exceptions pertaining to the statements on this label about personal protective equipment (PPE), and restricted-entry interval. The requirements in this box only apply to uses of this product that are covered by the Worker Protection Standard.

- For all crops contained within this label, do not enter or allow worker entry into treated areas during the restricted entry interval (REI) of 12 hours following application.

PPE required for early entry to treated areas that is permitted under the Worker Protection Standard that involves contact with anything that has been treated, such as plants, soil, or water, is:

- Long-sleeved shirt and long pants
- Waterproof gloves
- Shoes plus socks

APPLICATION INSTRUCTIONS

ENVIDOR 2 SC MITICIDE is a Suspension Concentrate formulation and is active by contact on mite eggs, all nymphal stages, and adult females. Application must be made as a preventive treatment or timed to coincide with early threshold level in developing mite population. Apply ENVIDOR 2 SC MITICIDE only through properly calibrated ground application equipment except where specified otherwise within crop-specific section. Thorough coverage of all plant parts is required for pest control. The presence of physical barriers including, but not limited to excessive dust, sun block agents, and/or sooty-mold can interfere with the binding of ENVIDOR to target plant parts and may require higher spray volumes to achieve penetration of these barriers.

RESTRICTIONS

- Do not apply ENVIDOR 2 SC MITICIDE through any type of irrigation system;
- Do not apply ENVIDOR 2 SC MITICIDE in enclosed structures such as greenhouses or plant houses.

AIRBLAST (Air Assist) SPECIFIC INSTRUCTIONS

Airblast sprayers carry droplets into the canopy of trees/vines via a radially, or laterally directed air stream. The following drift management practices must be followed:

- Adjust deflectors and aiming devices so that spray is only directed into the canopy;
- block off upward pointed nozzles when there is no overhanging canopy;
- use enough air volume to penetrate the canopy and provide good coverage;
- do not allow the spray to go beyond the edge of the cultivated area (i.e., turn off sprayer when turning at end rows);
- for applications to the outside rows, only spray inward, toward the orchard/grove.

(continued)

5.0"

4.5"

COMPATIBILITY / MIXING / ORDER-OF-MIXING

ENVIDOR 2 SC MITICIDE is physically and biologically compatible with many registered pesticides and fertilizers or micronutrients. When considering mixing ENVIDOR 2 SC MITICIDE with other pesticides, or other additives, first contact your supplier for advice. For further information, contact your local Bayer representative. Conduct a physical compatibility test if supplier and Bayer representative have no experience with the combination you are considering. To determine physical compatibility, add the correct proportions of each chemical with the same proportion of water, as will be present in the chemical supply tank, into a suitable container, mix thoroughly and allow to stand for five minutes. If the combination remains mixed, or can be readily re-mixed, the mixture is considered physically compatible.

ENVIDOR 2 SC MITICIDE may be used with other recommended pesticides, fertilizers and micronutrients. The proper mixing procedure for ENVIDOR 2 SC MITICIDE alone or in tank mix combinations with other pesticides is:

- 1) Fill the spray tank 1/4 to 1/3 full with clean water;
- 2) while recirculating and with the agitator running, add any products in PVA bags (**See Note**). Allow time for thorough mixing;
- 3) continue to fill spray tank with water until 1/2 full;
- 4) add any other wettable powder (WP) or wettable granules (WG) products;
- 5) add the required amount of ENVIDOR 2 SC MITICIDE, and any other "flowable" (FL or SC) type products;
- 6) allow enough time for thorough mixing of each product added to tank;
- 7) if applicable, add any remaining tank mix components: emulsifiable concentrates (EC), fertilizers and micronutrients.
- 8) fill spray tank to desired level and maintain constant agitation to ensure uniformity of spray mixture.

NOTE: Do not use PVA packets in a tank mix with products that contain boron or release free chlorine. The resultant reaction of PVA and boron or free chlorine is a plastic that is not soluble in water or solvents.

**TREE FRUIT, TREE NUTS, GRAPE AND HOP
USE DIRECTIONS – ENVIDOR 2 SC MITICIDE**

Apply specified dosage of ENVIDOR 2 SC MITICIDE as a dilute or concentrate spray early in the infestation as the population begins to develop or at early threshold for the target mite pest. Preventative applications are permitted where required for management of specific mite problems but generally require the higher dosage specified within the crop specific sections for optimal residual control. Evaluate performance no sooner than 7 days following application. Degree of control or suppression of additional labeled pests will be determined, in part, by the stage of pest development at application and infestation level of those pests.

Application rates specified within this label are based on full-size mature trees and vines. Use higher rates for moderate to heavy mite pressure or where longer residual control is desired. Lower rates are generally adequate on smaller trees/vines, or for low to moderate mite pressure but require careful scouting and will generally provide shorter residual control than higher rates. Apply adequate spray volume to ensure thorough and uniform coverage of target plant parts.

5.0"

← 4.5" →

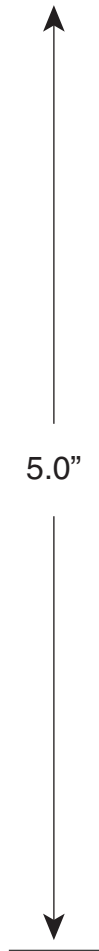
**AVOCADO, BLACK SAPOTE, CANISTEL, MAMEY SAPOTE, MANGO, PAPAYA,
SAPODILLA, STAR APPLE**

Pests Controlled	Rate	
	fluid ounces/Acre	lb a.i./Acre
Avocado brown mite	18.0 – 20.0	0.28 – 0.31
Avocado red mite		
Broad mite		
Carmine spider mite		
Citrus red mite		
Flat mite, black and red		
Mango spider mite		
Papaya leaf edgeroller mite		
Persea mite		
Sixspotted mite		
Texas citrus mite		
Twospotted spider mite		
Restrictions		

↑
5.0"
↓



4.5"



5.0"

CITRUS

Crops of Crop Group 10: Orange (sweet and sour), Grapefruit, Lemon, Lime, Calamondin, Citrus citron, Citrus hybrids (includes chironja, tangelo, and tangor), Kumquat, Mandarin (tangerine), Pummelo, Satsuma mandarin

Pests Controlled	Rate	
	fluid ounces/Acre	lb a.i./Acre
Broad mite	12.0 – 20.0	0.188 – 0.33
Citrus flat mite (false spider mite)	(without horticultural spray oil)	(without horticultural spray oil)
Citrus red mite	18.0 – 20.0	0.28 – 0.33
Citrus rust mite (silver mite)	(with horticultural spray oil)	(with horticultural spray oil)
Pink citrus rust mite		
Sixspotted mite		
Texas citrus mite		
Twospotted spider mite		
Yuma spider mite		
Restrictions		
Pre-Harvest Interval (PHI): 7 days		
Maximum ENVIDOR 2 SC MITICIDE allowed per crop season: 20.0 fluid ounces (0.33 lb a.i./Acre).		
Maximum number of applications per crop season: 1		
Minimum application volumes: 100 GPA by conventional ground airblast sprayer. If using high air velocity, low volume, or air curtain sprayers, utilize in no less than 30 GPA, insuring complete and uniform coverage of fruit and foliage.		
For citrus (except lemon) in California, do not apply until petal fall is complete.		

GRAPE

American bunch grape, muscadine grape, and Vinifera grape

Pests Controlled	Rate	
	fluid ounces/Acre	lb a.i./Acre
European red mite	16.0 – 34.0	0.25 – 0.53
Pacific spider mite		
Grape erineum mite	16.0 – 34.0	0.25 – 0.53
(blister mite)		
Willamette spider mite		
Restrictions		
Pre-Harvest Interval (PHI): 14 days		
Maximum ENVIDOR 2 SC MITICIDE allowed per crop season: 34.0 fluid ounces (0.53 lb a.i./Acre).		
Maximum number of applications per crop season: 1		
Minimum application volume: 50 GPA – ground application only.		
Use higher dosage when mite population density is extreme and environmental conditions favor continued, prolonged infestation pressure.		



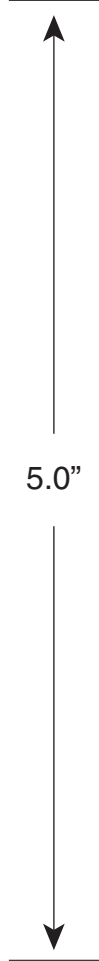
HOP

Pest Controlled	Rate	
	fluid ounces/Acre	lb a.i./Acre
Twospotted spider mite	18.0 – 24.7	0.28 – 0.386
Restrictions Pre-Harvest Interval (PHI): 14 days Maximum ENVIDOR 2 SC MITICIDE allowed per crop season: 24.7 fluid ounces (0.386 lb a.i./Acre). Maximum number of applications per crop season: 1 Minimum application volumes: 50 GPA by conventional ground airblast sprayer.		

POME FRUIT

Crops of Crop Group 11: Apple, Crabapple, Loquat, Mayhaw, Pear, Oriental pear, Quince

Pests Controlled	Rate	
	fluid ounces/Acre	lb a.i./Acre
Apple rust mite European red mite McDaniel spider mite Pacific spider mite Pear rust mite Twospotted spider mite	16.0 – 18.0	0.25 – 0.28
Restrictions Pre-Harvest Interval (PHI): 7 days Maximum ENVIDOR 2 SC MITICIDE allowed per crop season: 18.0 fluid ounces (0.28 lb a.i./Acre). Maximum number of applications per crop season: 1 Minimum application volume: 100 GPA – ground application only.		





4.5"

STONE FRUIT

Crops of Crop Group 12: Apricot, Cherry (sweet and tart), Nectarine, Peach, Plum (includes Chickasaw, Damson, and Japanese), Plumcot, Prune (fresh and dried)

Pests Controlled	Rate	
	fluid ounces/Acre	lb a.i./Acre
Brown mite European red mite Pacific spider mite Peach silver mite Twospotted spider mite	16.0 – 18.0	0.25 – 0.28

Restrictions

Pre-Harvest Interval (PHI): 7 days
 Maximum ENVIDOR 2 SC MITICIDE allowed per crop season: 18.0 fluid ounces (0.28 lb a.i./Acre).
 Maximum number of applications per crop season: 1
 Minimum application volume: 50 GPA – ground application only.

TREE NUTS

Crops of Crop Group 14: Almond, Beechnut, Brazil nut, Butternut, Cashew, Chestnut, Chinquapin, Filbert, Hickory nut, Macadamia nut, Pecan, Pistachio, Walnut (black and English)

Pests Controlled	Rate	
	fluid ounces/Acre	lb a.i./Acre
Pecan leaf scorch mite	14.0 – 18.0	0.22 – 0.28
Brown mite European red mite Pacific spider mite Twospotted spider mite	16.0 – 34.0	0.25 – 0.53

Pest Suppressed

San Jose scale	28.0 – 34.0	0.44 – 0.53
----------------	-------------	-------------

Restrictions

Pre-Harvest Interval (PHI): 7 days
 Maximum ENVIDOR 2 SC MITICIDE allowed per crop season: 34.0 fluid ounces (0.53 lb a.i./Acre).
 Maximum number of applications per crop season: 1
 Minimum application volume: 100 GPA – ground application only.
 Use higher dosage when mite population density is extreme and environmental conditions favor continued, prolonged infestation pressure.



5.0"



**OTHER CROPS
USE DIRECTIONS – ENVIDOR 2 SC MITICIDE**

Apply specified dosage of ENVIDOR 2 SC MITICIDE as a dilute or concentrate spray early in the infestation as the population begins to develop or at early threshold for the target mite pest. Preventative applications are permitted where required for management of specific mite problems but generally require the higher dosage specified within the crop specific sections for optimal residual control. Evaluate performance no sooner than 7 days following application. Degree of control or suppression of additional labeled pests will be determined, in part, by the stage of pest development at application and infestation level of those pests.

Application rates specified within this label are based on full-size mature trees and vines. Use higher rates for moderate to heavy mite pressure or where longer residual control is desired. Lower rates are generally adequate on smaller trees/vines, or for low to moderate mite pressure but require careful scouting and will generally provide shorter residual control than higher rates. Apply adequate spray volume to ensure thorough and uniform coverage of target plant parts.

CHRISTMAS TREE PLANTATIONS

Pests Controlled	Rate	
	fluid ounces/Acre	lb a.i./Acre
Hemlock rust mite (Eriophyid rust mite, needle sheath mite)	18.0 – 24.7	0.28 – 0.386
Spruce spider mite		
Twospotted spider mite		
Restrictions		
Maximum ENVIDOR 2 SC MITICIDE allowed per crop per season: 24.7 fluid ounces (0.386 lb a.i./Acre)		
Maximum number of applications per season: 1		
Minimum application volumes: 20 GPA – ground, 10 GPA – aerial application		



4.5"

NAME OF MITE PESTS ON THIS LABEL

COMMON NAME	Scientific Name	COMMON NAME	Scientific Name
Apple rust mite	<i>Aculus schlechtendali</i>	Peach silver mite	<i>Aculus cornutus</i>
Broad mite	<i>Polyphagotarsonemus latus</i>	Pear rust mite	<i>Eptrimerus pyri</i>
Brown mite	<i>Bryobia rubrioculus</i>	Pecan leaf scorch mite	<i>Eotetranychus hicoriae</i>
Citrus flat mite (false spider mite)	<i>Brevipalpus lewisi</i>	Pink citrus rust mite	<i>Aculops pelekassi</i>
Citrus red mite	<i>Panonychus citri</i>	Sixspotted mite	<i>Eotetranychus sexmaculatus</i>
Citrus rust mite (silver mite)	<i>Phyllocoptura oleivora</i>	Spruce spider mite	<i>Oligonychus ununguis</i>
European red mite	<i>Panonychus ulmi</i>	Texas citrus mite	<i>Eutetranychus banksi</i>
Grape erineum mite (blister mite)	<i>Colomerus vitis</i>	Twospotted spider mite	<i>Tetranychus urticae</i>
Hemlock rust mite	<i>Nalepella tsugifoliae</i>	Willamette mite	<i>Eotetranychus willametti</i>
McDaniel spider mite	<i>Tetranychus mcdanieli</i>	Yuma spider mite	<i>Eotetranychus yumensis</i>
Pacific spider mite	<i>Tetranychus pacificus</i>		
NAME OF INSECT PESTS ON THIS LABEL			
San Jose scale	<i>Quadraspidiotus perniciosus</i>		

STORAGE AND DISPOSAL

Do not contaminate water, food or feed by storage or disposal.

PESTICIDE STORAGE

ENVIDOR 2 SC MITICIDE is packaged in poly-ethylene containers. Do not allow product or containers to freeze. Store in a cool, dry place and in such a manner as to prevent cross contamination with other pesticides, fertilizers, food, and feed. Store in original container and out of the reach of children, preferably in a locked storage area.

Handle and open container in a manner as to prevent spillage. If container is leaking, invert to prevent leakage. If the container is leaking or material is spilled for any reason or cause, carefully dam up spilled material to prevent runoff. Refer to Precautionary Statements on label for hazards associated with the handling of this material. Do not walk through spilled material. Absorb spilled material with absorbing type compounds and dispose of as directed for pesticides below. In spill or leak incidents, keep unauthorized people away. You may contact the Bayer Emergency Response Team for decontamination procedures or any other assistance that may be necessary. The Bayer Emergency Response Telephone No. is (800) 334-7577, or contact Chemtrec at (800) 424-9300.

PESTICIDE DISPOSAL

Pesticide wastes are toxic. Improper disposal of excess pesticide, spray mixture, or rinsate is a violation of Federal Law. If these wastes cannot be disposed of by use according to label instructions, contact your State Pesticide or Environmental Control Agency, or the Hazardous Waste representative at the nearest EPA Regional Office for guidance.

5.0"



CONTAINER DISPOSAL

Rigid, Non-refillable containers (equal to or less than 5 gallons)

Non-refillable container. Do not reuse or refill this container. Offer for recycling, if available. Triple rinse or pressure rinse container (or equivalent) promptly after emptying. Triple rinse as follows: Empty the remaining contents into application equipment or a mix tank and drain for 10 seconds after the flow begins to drip. Fill the container 1/4 full with water and recap. Shake for 10 seconds. Pour rinsate into application equipment or a mix tank or store rinsate for later use or disposal. Drain for 10 seconds after the flow begins to drip. Repeat this procedure two more times.

Pressure rinse as follows: Empty the remaining contents into application equipment or a mix tank and continue to drain for 10 seconds after the flow begins to drip. Hold container upside down over application equipment or mix tank or collect rinsate for later use or disposal. Insert pressure rinsing nozzle in the side of the container, and rinse at about 40 PSI for at least 30 seconds. Drain for 10 seconds after the flow begins to drip.

Once container is rinsed, offer for recycling if available or puncture and dispose of in a sanitary landfill.

Rigid, Non-refillable containers (greater than 5 gallons or 50 lbs)

Non-refillable Containers

Non-refillable containers - Do not reuse or refill this container. Refer to Bottom Discharge IBC or Top Discharge IBC, Drums, Kegs information as follows.

Bottom Discharge IBC (e.g. – Schuetz Caged IBC or Snyder Square Stackable)

Pressure rinsing the container before final disposal is the responsibility of the person disposing of the container. To pressure rinse the container before final disposal, empty the remaining contents from the IBC into application equipment or mix tank. Raise the bottom of the IBC by 1.5 inches on the side which is opposite of the bottom discharge valve to promote more complete product removal. Completely remove the top lid of the IBC. Use water pressurized to at least 40 PSI to rinse all interior portions. Continuously pump or drain rinsate into application equipment or rinsate collection system while pressure rinsing. Continue pressure rinsing for 2 minutes or until rinsate becomes clear. Replace the lid and close bottom valve.

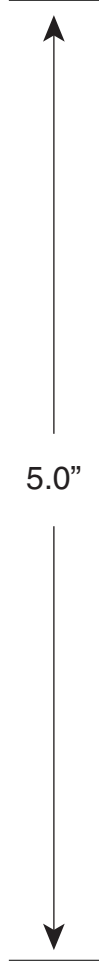
Top Discharge IBC, Drums, Kegs (e.g.– Snyder 120 Next Gen, Bonar B120, Drums, Kegs).

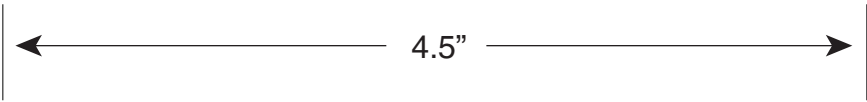
Triple rinsing the container before final disposal is the responsibility of the person disposing of the container. To triple rinse the container before final disposal, empty the remaining contents from this container into application equipment or mix tank. Fill the container at least 10 percent full with water. Agitate vigorously or recirculate water with the pump for 2 minutes. Rinse all interior surfaces. Pour or pump rinsate into application equipment or rinsate collection system. Repeat this procedure two more times.

Once container is rinsed, offer for recycling if available or puncture and dispose of in a sanitary landfill.

Refillable Containers

Refillable container – Refer to Bottom Discharge IBC or Top Discharge IBC, Drums, Kegs information as follows. Refill this container with pesticide only. Do not reuse this container for any other purpose. Contact your Ag retailer or Bayer CropScience for container return, disposal and recycling information.





Bottom Discharge IBC (e.g. – Schuetz Caged IBC or Snyder Square Stackable)

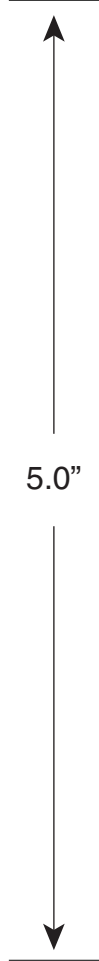
Pressure rinsing the container before final disposal is the responsibility of the person disposing of the container. Cleaning before refilling is the responsibility of the refiller. To pressure rinse the container before final disposal, empty the remaining contents from the IBC into application equipment or mix tank. Raise the bottom of the IBC by 1.5 inches on the side which is opposite of the bottom discharge valve to promote more complete product removal. Completely remove the top lid of the IBC. Use water pressurized to at least 40 PSI to rinse all interior portions. Continuously pump or drain rinsate into application equipment or rinsate collection system while pressure rinsing. Continue pressure rinsing for 2 minutes or until rinsate becomes clear. Replace the lid and close bottom valve.

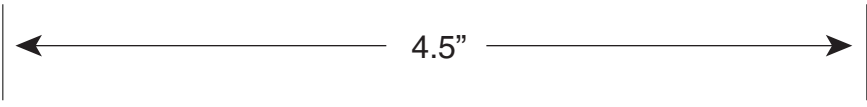
Top Discharge IBC, Drums, Kegs (e.g.– Snyder 120 Next Gen, Bonar B120, Drums, Kegs).

Triple rinsing the container before final disposal is the responsibility of the person disposing of the container. Cleaning before refilling is the responsibility of the refiller. To triple rinse the containers before final disposal, empty the remaining contents from this container into application equipment or mix tank. Fill the container at least 10 percent full with water. Agitate vigorously or recirculate water with the pump for 2 minutes. Rinse all interior surfaces. Pour or pump rinsate into application equipment or rinsate collection system. Repeat this procedure two more times.

Once container is rinsed, offer for recycling if available or puncture and dispose of in a sanitary landfill.

End users are authorized to remove tamper evident cables as required to remove the product from the container unless the container is equipped with one way valves and refilling or returning is planned. If this is the case, end users are not authorized to remove tamper evident cables, one way valves or clean container.





IMPORTANT: READ BEFORE USE

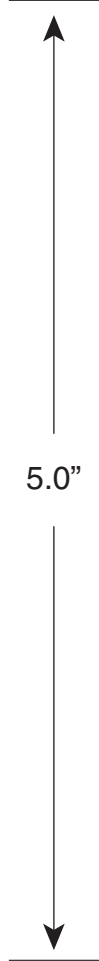
Read the entire Directions for Use, Conditions, Disclaimer of Warranties and Limitations of Liability before using this product. If terms are not acceptable, return the unopened product container at once.

By using this product, user or buyer accepts the following Conditions, Disclaimer of Warranties and Limitations of Liability.

CONDITIONS: The directions for use of this product are believed to be adequate and must be followed carefully. However, it is impossible to eliminate all risks associated with the use of this product. Crop injury, ineffectiveness or other unintended consequences may result because of such factors as weather conditions, presence of other materials, or the manner of use or application, all of which are beyond the control of Bayer CropScience. All such risks shall be assumed by the user or buyer.

DISCLAIMER OF WARRANTIES: TO THE EXTENT CONSISTENT WITH APPLICABLE LAW, BAYER CROPSCIENCE MAKES NO OTHER WARRANTIES, EXPRESS OR IMPLIED, OF MERCHANTABILITY OR OF FITNESS FOR A PARTICULAR PURPOSE OR OTHERWISE, THAT EXTEND BEYOND THE STATEMENTS MADE ON THIS LABEL. No agent of Bayer CropScience is authorized to make any warranties beyond those contained herein or to modify the warranties contained herein. TO THE EXTENT CONSISTENT WITH APPLICABLE LAW, BAYER CROPSCIENCE DISCLAIMS ANY LIABILITY WHATSOEVER FOR SPECIAL, INCIDENTAL OR CONSEQUENTIAL DAMAGES RESULTING FROM THE USE OR HANDLING OF THIS PRODUCT.

LIMITATIONS OF LIABILITY: TO THE EXTENT CONSISTENT WITH APPLICABLE LAW, THE EXCLUSIVE REMEDY OF THE USER OR BUYER FOR ANY AND ALL LOSSES, INJURIES OR DAMAGES RESULTING FROM THE USE OR HANDLING OF THIS PRODUCT, WHETHER IN CONTRACT, WARRANTY, TORT, NEGLIGENCE, STRICT LIABILITY OR OTHERWISE, SHALL NOT EXCEED THE PURCHASE PRICE PAID, OR AT BAYER CROPSCIENCE'S ELECTION, THE REPLACEMENT OF PRODUCT.



Bayer

15/16"

4-1/8"

7/16"

NET CONTENTS: 1 GALLON

ENVIDOR® 2 SC MITICIDE

For use on avocado, black sapote, canistel, citrus, grapes, hop, mango, mamey sapote, papaya, pome fruit, sapodilla, star apple, stone fruit, tree nuts, and Christmas tree plantations.

ACTIVE INGREDIENT: Spirodiclofen: 3-(2,4-dichlorophenyl)-2-oxo-1-oxaspiro[4.5]dec-3-en-4-yl 2,2-dimethylbutanoate 22.3%
OTHER INGREDIENTS: 77.7%
ENVIDOR contains 2 pounds of Spirodiclofen per US gallon, or 240 grams per liter.

TOTAL: 100.0%
EPA Reg. No. 264-831

**STOP - Read the label before use
KEEP OUT OF REACH OF CHILDREN
CAUTION**

Si usted no entiende la etiqueta, busque a alguien para que se la explique a usted en detalle. (If you do not understand the label, find someone to explain it to you in detail.)

For **MEDICAL** And **TRANSPORTATION** Emergencies **ONLY**
Call 24 Hours A Day 1-800-334-7577
For **PRODUCT USE** Information Call 1-866-99BAYER (1-866-992-2937)

FIRST AID
IF SWALLOWED: • Call a poison control center or doctor immediately for treatment advice. • Have person sip a glass of water if able to swallow. • Do not induce vomiting unless told to do so by a poison control center or doctor. • Do not give anything by mouth to an unconscious person. **IF ON SKIN OR CLOTHING:** • Take off contaminated clothing. • Rinse skin immediately with plenty of water for 15 to 20 minutes. • Call a poison control center or doctor for treatment advice.

In case of emergency call toll free the Bayer CropScience Emergency Response Telephone No. 1-800-334-7577. Have the product container or label with you when calling a poison control center or doctor, or going for treatment.

Note To Physician: No specific antidote is available. Treat patient symptomatically.

**PRECAUTIONARY STATEMENTS
HAZARDS TO HUMANS AND DOMESTIC ANIMALS
CAUTION**

Harmful if swallowed or absorbed through skin. Do not get in eyes, on skin or on clothing. Prolonged or frequent repeated skin contact may cause allergic reactions in some individuals. To reduce exposure, wash hands thoroughly with soap and water after handling and before eating, drinking, chewing gum, using tobacco, or using the toilet. Removing and washing contaminated clothing before reuse may reduce exposure.

GROUP 23 ACARICIDE

FOR ADDITIONAL PRECAUTIONARY STATEMENTS: See attached label booklet: Personal Protective Equipment (PPE), User Safety Recommendations, and Environmental Hazards.

DIRECTIONS FOR USE: See attached booklet. It is a violation of Federal law to use this product in a manner inconsistent with its labeling.

STORAGE AND DISPOSAL

Do not contaminate water, food or feed by storage or disposal.

PESTICIDE STORAGE: ENVIDOR 2 SC MITICIDE is packaged in polyethylene containers. Do not allow product or containers to freeze. Store in a cool, dry place and in such a manner as to prevent cross contamination with other pesticides, fertilizers, food, and feed. Store in original container and out of the reach of children, preferably in a locked storage area.

PESTICIDE DISPOSAL: Pesticide wastes are toxic. Improper disposal of excess pesticide, spray mixture, or rinsate is a violation of Federal Law. If these wastes cannot be disposed of by use according to label instructions, contact your State Pesticide or Environmental Control Agency, or the Hazardous Waste representative at the nearest EPA Regional Office for guidance.

CONTAINER DISPOSAL: Rigid, Non-refillable containers (equal to or less than 5 gallons)

Non-refillable container. Do not reuse or refill this container. Offer for recycling, if available. Triple rinse or pressure rinse container (or equivalent) promptly after emptying. Triple rinse as follows: Empty the remaining contents into application equipment or a mix tank and drain for 10 seconds after the flow begins to drip. Fill the container 1/4 full with water and recap. Shake for 10 seconds. Pour rinsate into application equipment or a mix tank or store rinsate for later use or disposal. Drain for 10 seconds after the flow begins to drip. Repeat this procedure two more times.

Pressure rinse as follows: Empty the remaining contents into application equipment or a mix tank and continue to drain for 10 seconds after the flow begins to drip. Hold container upside down over application equipment or mix tank or collect rinsate for later use or disposal. Insert pressure rinsing nozzle in the side of the container, and rinse at about 40 PSI for at least 30 seconds. Drain for 10 seconds after the flow begins to drip.

Once container is rinsed, offer for recycling if available or puncture and dispose of in a sanitary landfill.

For complete STORAGE AND DISPOSAL instructions, see attached booklet.

Warning: This product contains Spirodiclofen, a chemical known to the State of California to cause cancer.

Bayer CropScience LP
P.O. Box 12014, 2 T.W. Alexander Drive
Research Triangle Park, North Carolina 27709
ENVIDOR is a registered trademark of Bayer.
©2013 Bayer CropScience

4-3/4"



(01) 0 0785740 11278 6

5"

5.5"

1301296 02/13

US0384757G